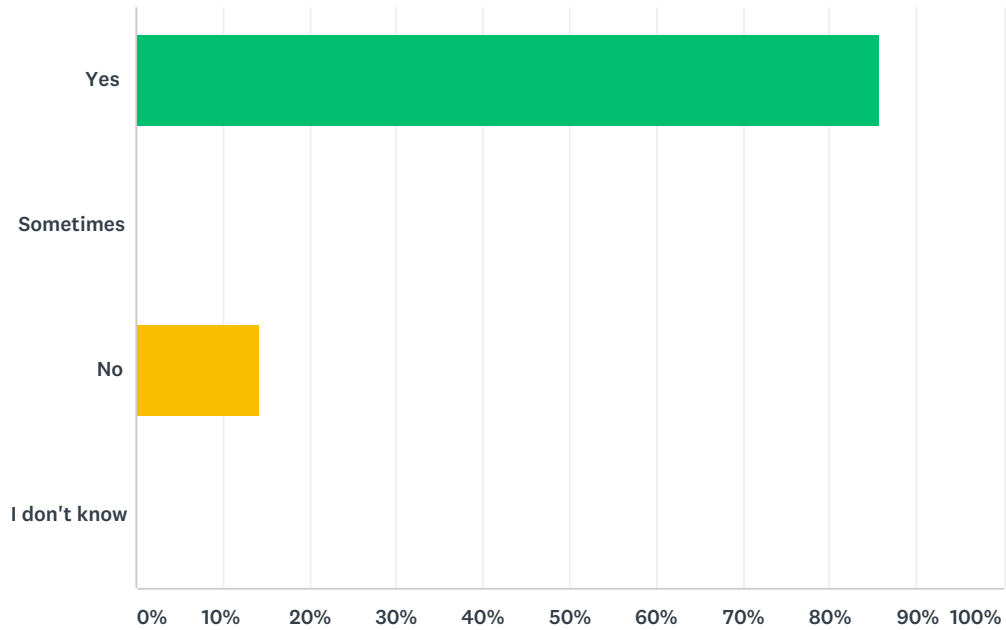


Q1 1. Do you feel comfortable here?

Answered: 7 Skipped: 0

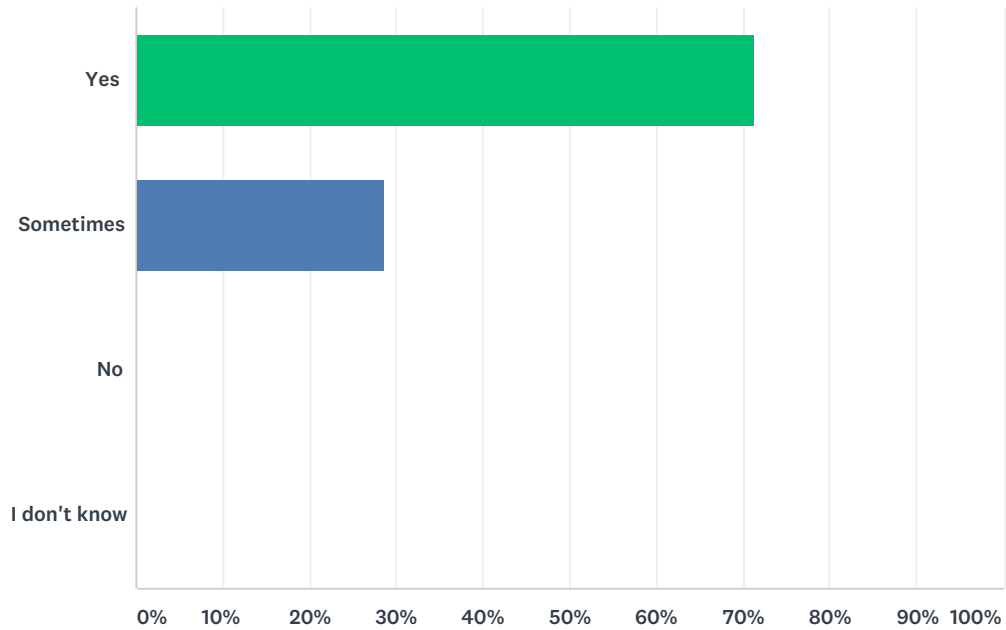


ANSWER CHOICES	RESPONSES
Yes	85.71% 6
Sometimes	0.00% 0
No	14.29% 1
I don't know	0.00% 0
TOTAL	7

#	COMMENTS	DATE
1	I shouldn't still be here	11/16/2018 11:47 AM

Q2 2. Do adults who work here listen to you?

Answered: 7 Skipped: 0

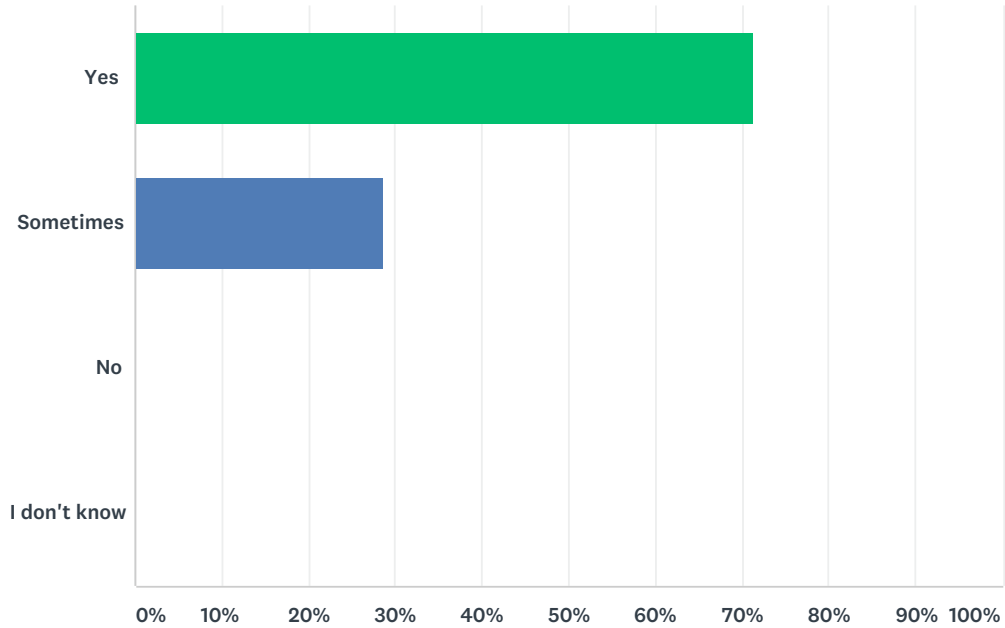


ANSWER CHOICES	RESPONSES
Yes	71.43% 5
Sometimes	28.57% 2
No	0.00% 0
I don't know	0.00% 0
TOTAL	7

#	COMMENTS	DATE
1	Adults do try their best	11/16/2018 11:47 AM

Q3 3. Do adults who work here treat you with respect?

Answered: 7 Skipped: 0

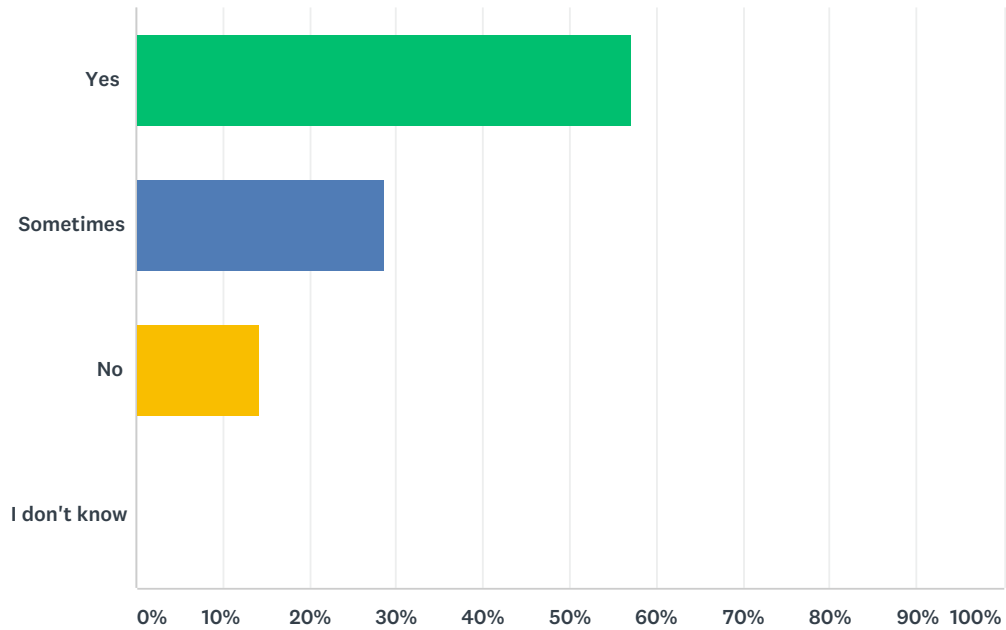


ANSWER CHOICES	RESPONSES
Yes	71.43% 5
Sometimes	28.57% 2
No	0.00% 0
I don't know	0.00% 0
TOTAL	7

#	COMMENTS	DATE
	There are no responses.	

Q4 4. Do you think that adults who work here are fair to everyone?

Answered: 7 Skipped: 0

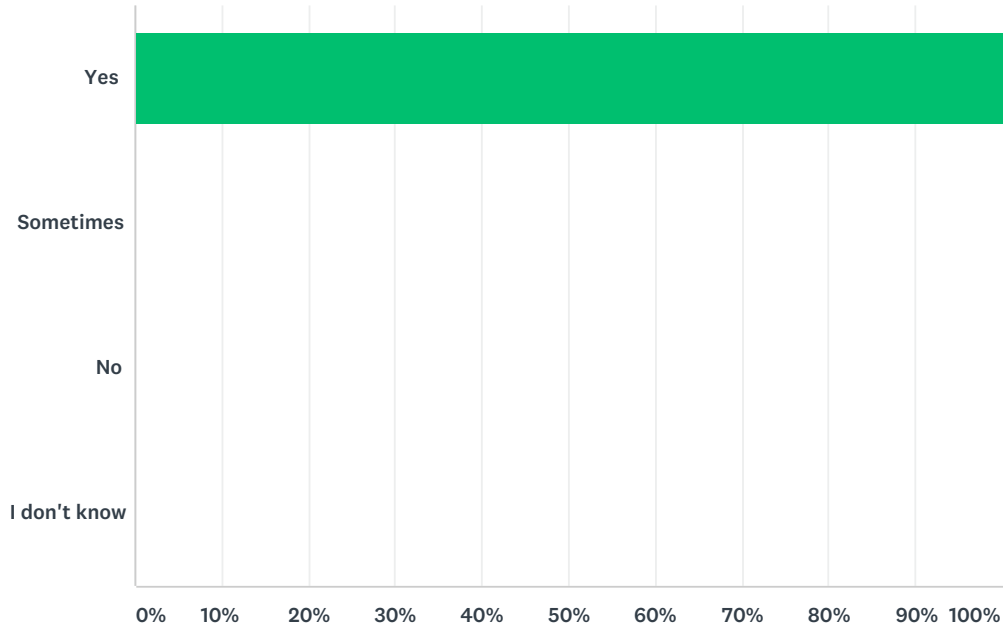


ANSWER CHOICES	RESPONSES
Yes	57.14% 4
Sometimes	28.57% 2
No	14.29% 1
I don't know	0.00% 0
TOTAL	7

#	COMMENTS	DATE
1	Different consequences for different youth	11/16/2018 11:47 AM

Q5 5. Do you know who you can ask for help here?

Answered: 7 Skipped: 0

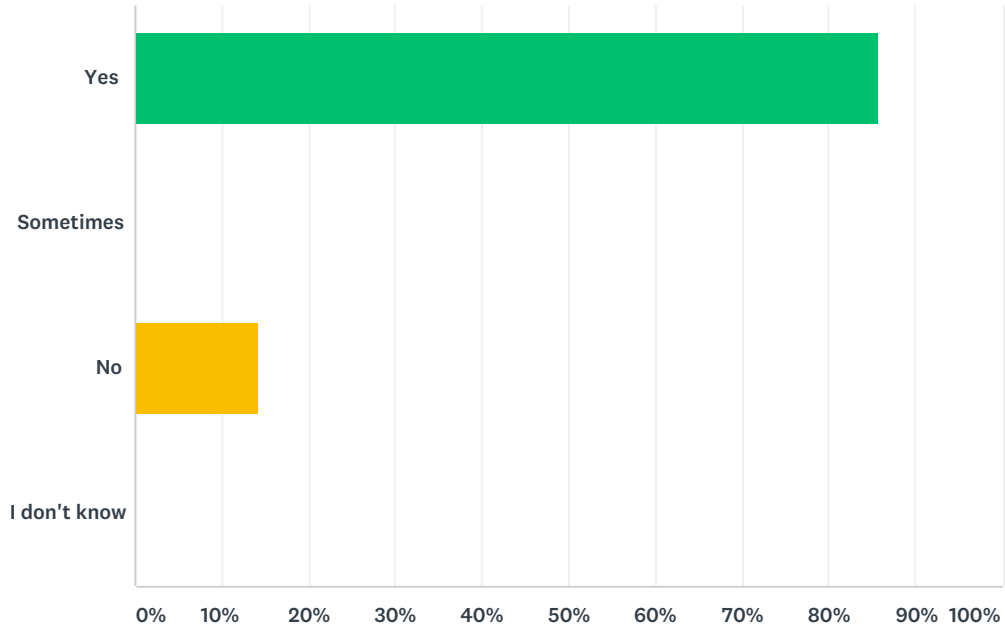


ANSWER CHOICES	RESPONSES
Yes	100.00% 7
Sometimes	0.00% 0
No	0.00% 0
I don't know	0.00% 0
TOTAL	7

#	COMMENTS	DATE
	There are no responses.	

Q6 6. Do you feel your privacy is respected here?

Answered: 7 Skipped: 0

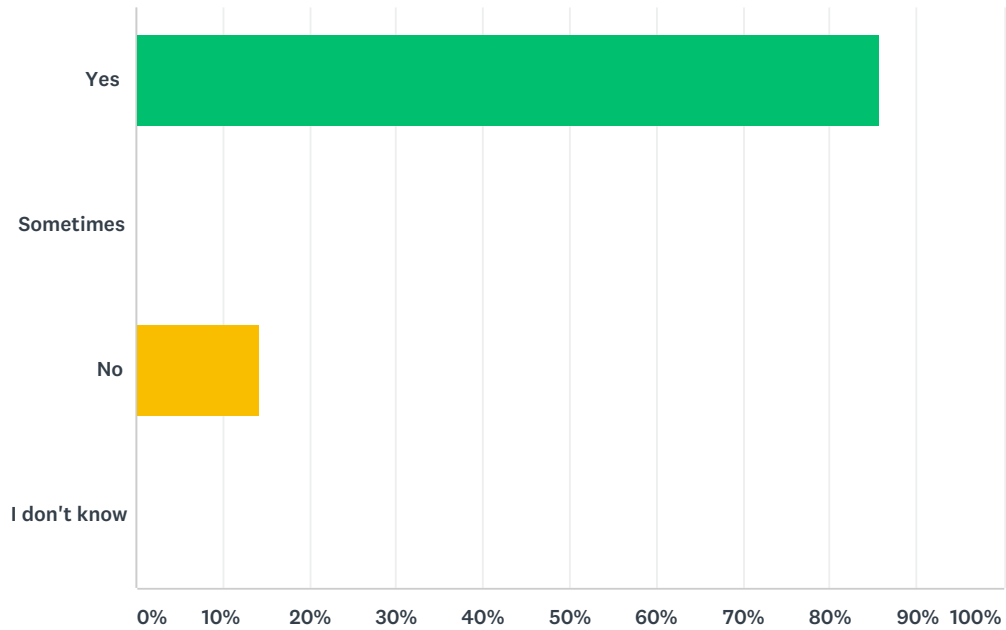


ANSWER CHOICES	RESPONSES
Yes	85.71% 6
Sometimes	0.00% 0
No	14.29% 1
I don't know	0.00% 0
TOTAL	7

#	COMMENTS	DATE
	There are no responses.	

Q7 7. Do you get enough to eat and drink?

Answered: 7 Skipped: 0

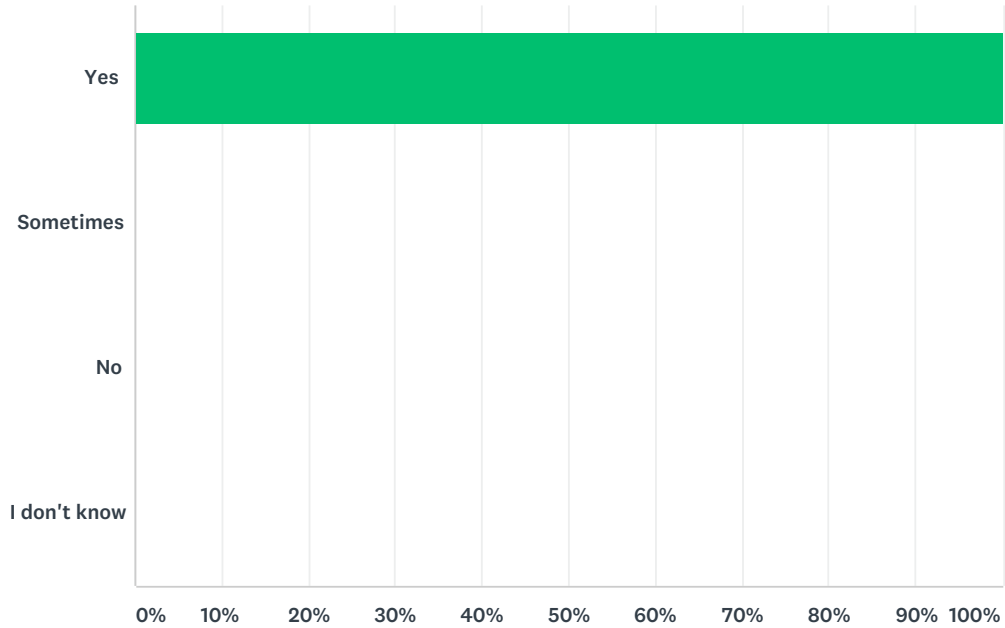


ANSWER CHOICES	RESPONSES
Yes	85.71% 6
Sometimes	0.00% 0
No	14.29% 1
I don't know	0.00% 0
TOTAL	7

#	COMMENTS	DATE
	There are no responses.	

Q8 8. Do you think the rooms and buildings here are clean?

Answered: 7 Skipped: 0

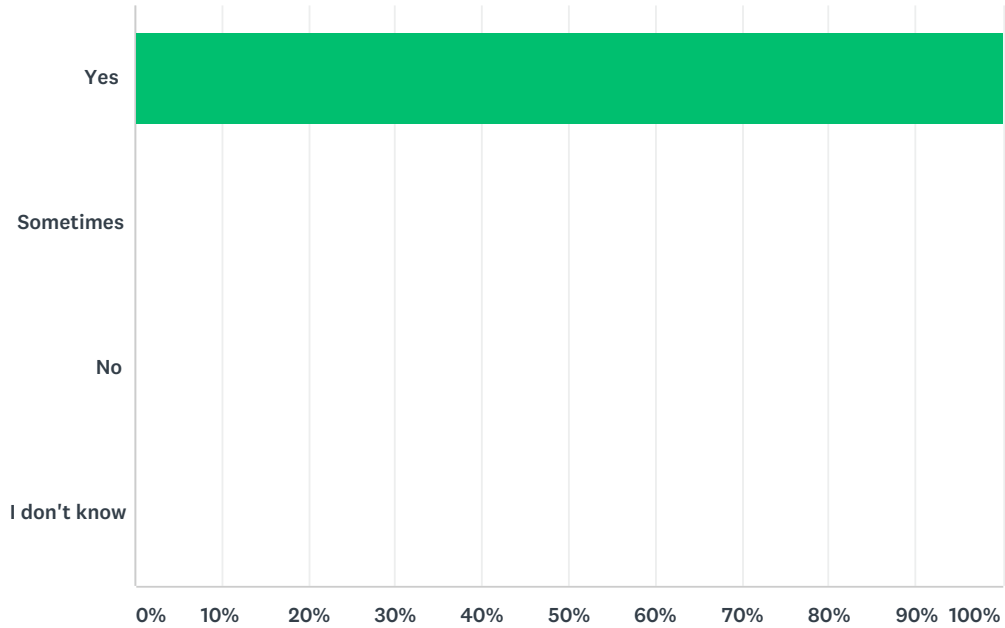


ANSWER CHOICES	RESPONSES
Yes	100.00% 7
Sometimes	0.00% 0
No	0.00% 0
I don't know	0.00% 0
TOTAL	7

#	COMMENTS	DATE
	There are no responses.	

Q9 9. Do you feel safe while living here?

Answered: 7 Skipped: 0

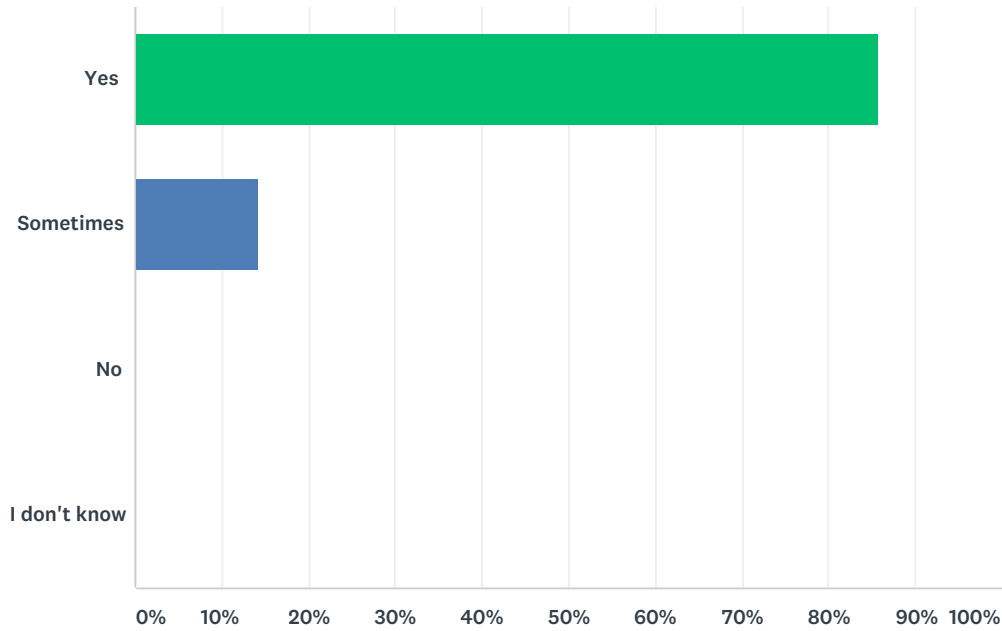


ANSWER CHOICES	RESPONSES	
Yes	100.00%	7
Sometimes	0.00%	0
No	0.00%	0
I don't know	0.00%	0
TOTAL		7

#	COMMENTS	DATE
	There are no responses.	

Q10 10. Do you feel you are included in the planning of services for you and asked your opinion about your needs?

Answered: 7 Skipped: 0

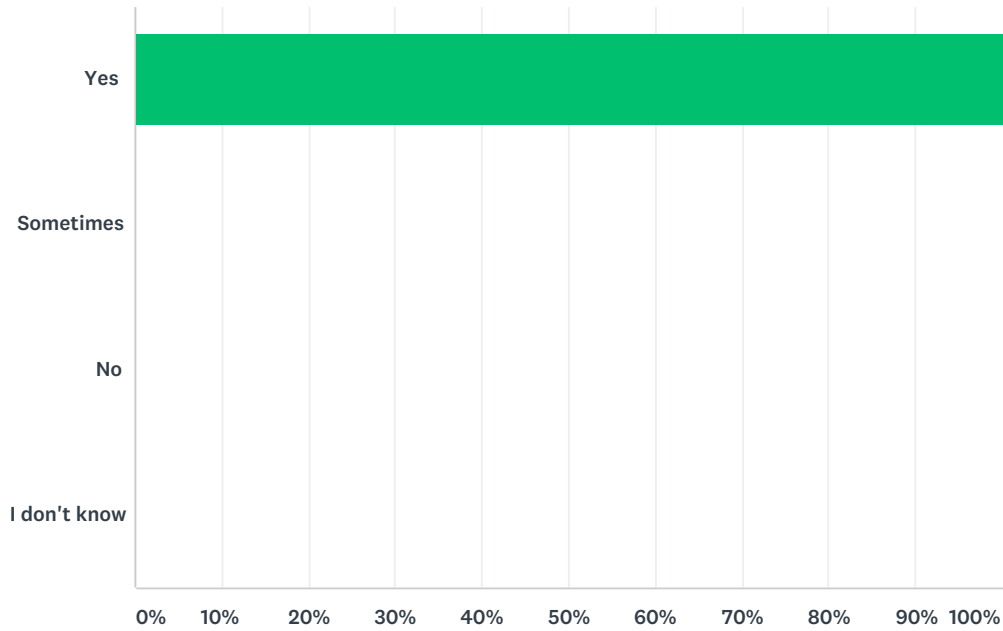


ANSWER CHOICES	RESPONSES	
Yes	85.71%	6
Sometimes	14.29%	1
No	0.00%	0
I don't know	0.00%	0
TOTAL		7

#	COMMENTS	DATE
	There are no responses.	

Q11 11. Are the services you receive helping you make positive changes?

Answered: 7 Skipped: 0

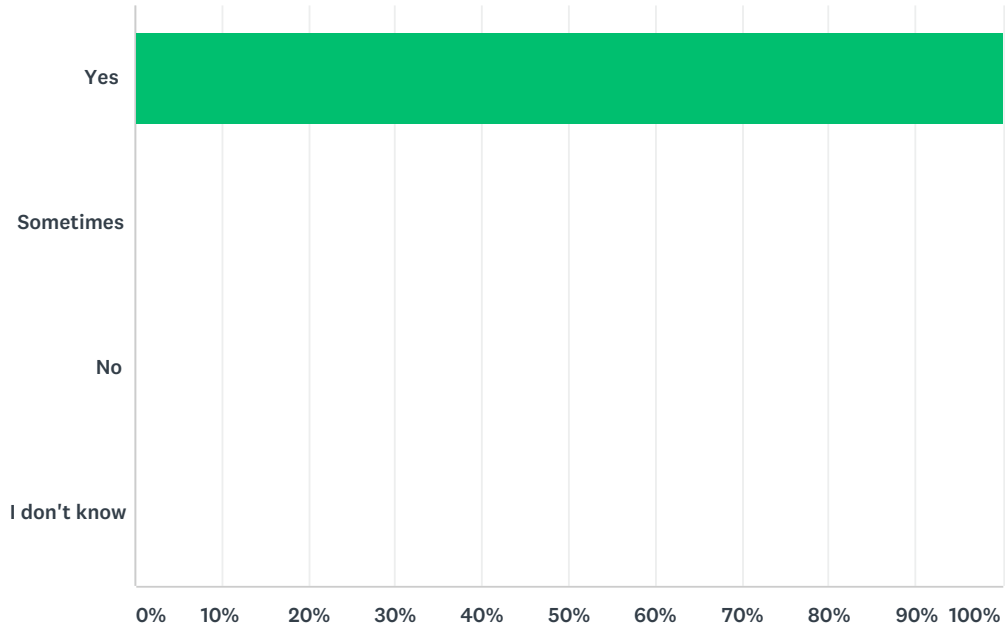


ANSWER CHOICES	RESPONSES	
Yes	100.00%	7
Sometimes	0.00%	0
No	0.00%	0
I don't know	0.00%	0
TOTAL		7

#	COMMENTS	DATE
	There are no responses.	

Q12 12. Do you feel the adults here ask your opinion about things?

Answered: 7 Skipped: 0

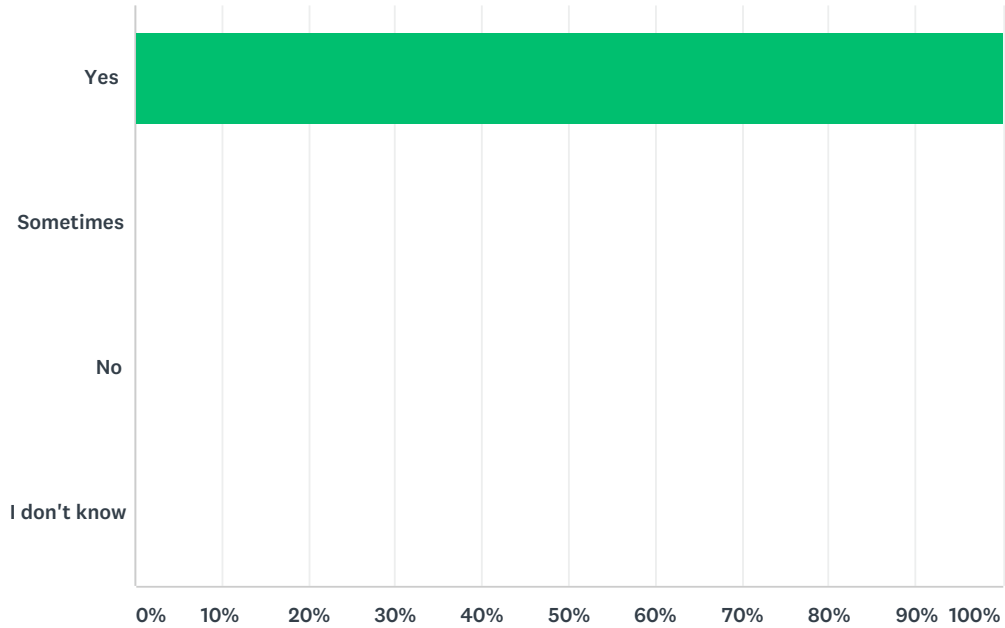


ANSWER CHOICES	RESPONSES	
Yes	100.00%	7
Sometimes	0.00%	0
No	0.00%	0
I don't know	0.00%	0
TOTAL		7

#	COMMENTS	DATE
	There are no responses.	

Q13 13. Do the adults who work here help you see or talk to your family?

Answered: 7 Skipped: 0

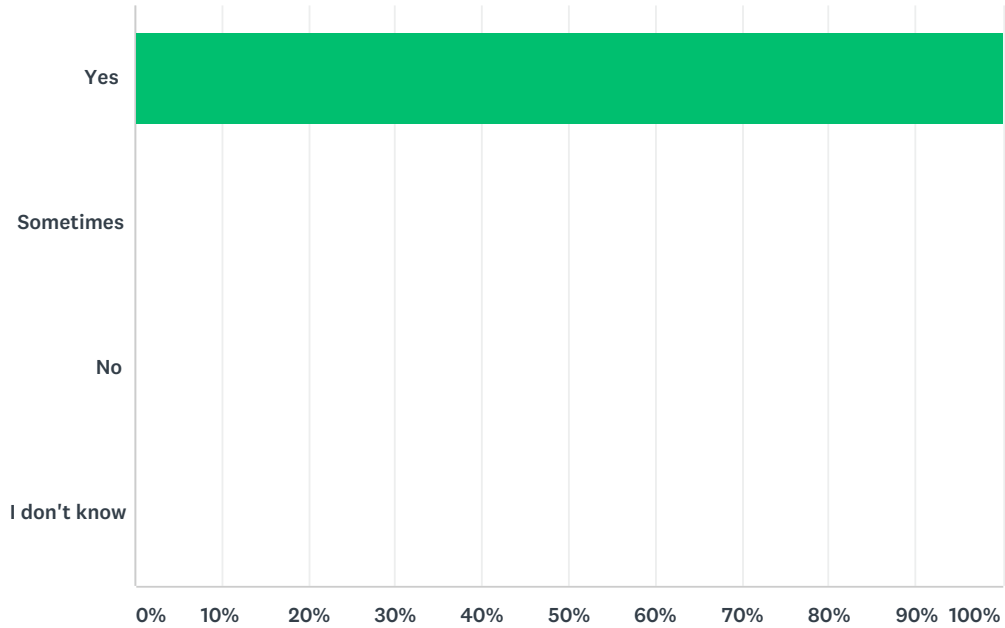


ANSWER CHOICES	RESPONSES	
Yes	100.00%	7
Sometimes	0.00%	0
No	0.00%	0
I don't know	0.00%	0
TOTAL		7

#	COMMENTS	DATE
	There are no responses.	

Q14 14. Do you feel like you have the ability to cope with everyday life?

Answered: 7 Skipped: 0

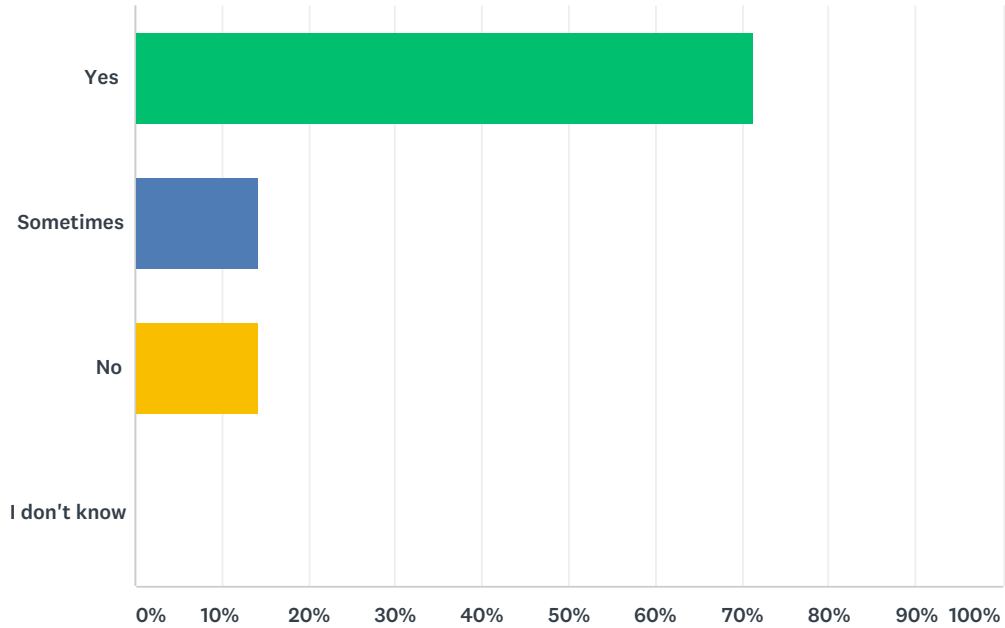


ANSWER CHOICES	RESPONSES
Yes	100.00% 7
Sometimes	0.00% 0
No	0.00% 0
I don't know	0.00% 0
TOTAL	7

#	COMMENTS	DATE
	There are no responses.	

Q15 15. Do you have meaningful relationships with Hoyleton staff?

Answered: 7 Skipped: 0

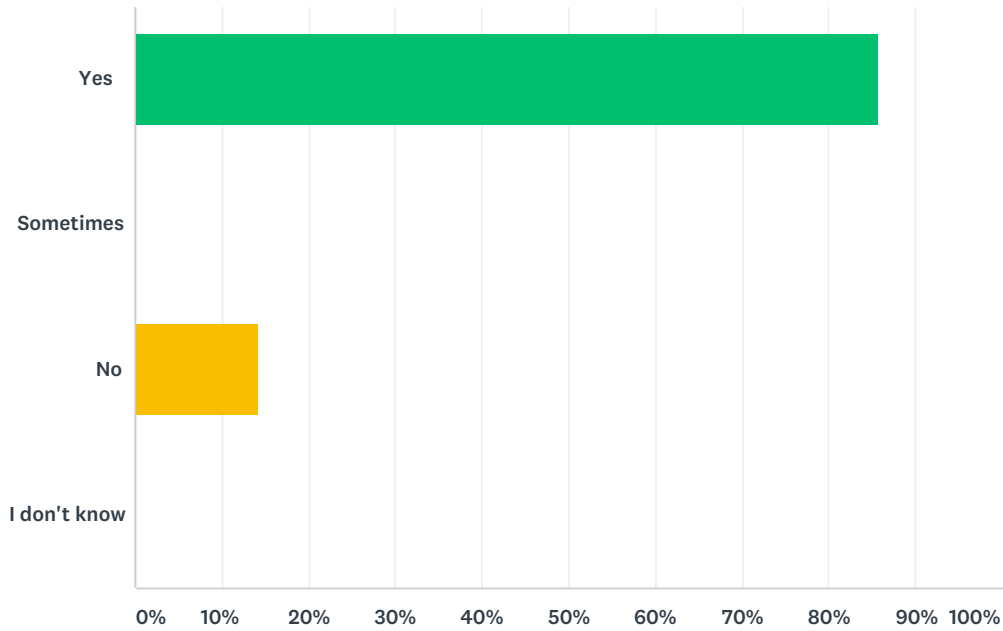


ANSWER CHOICES	RESPONSES
Yes	71.43% 5
Sometimes	14.29% 1
No	14.29% 1
I don't know	0.00% 0
TOTAL	7

#	COMMENTS	DATE
	There are no responses.	

Q16 15a. Do you have meaningful relationships with others, not including Hoyleton staff?

Answered: 7 Skipped: 0

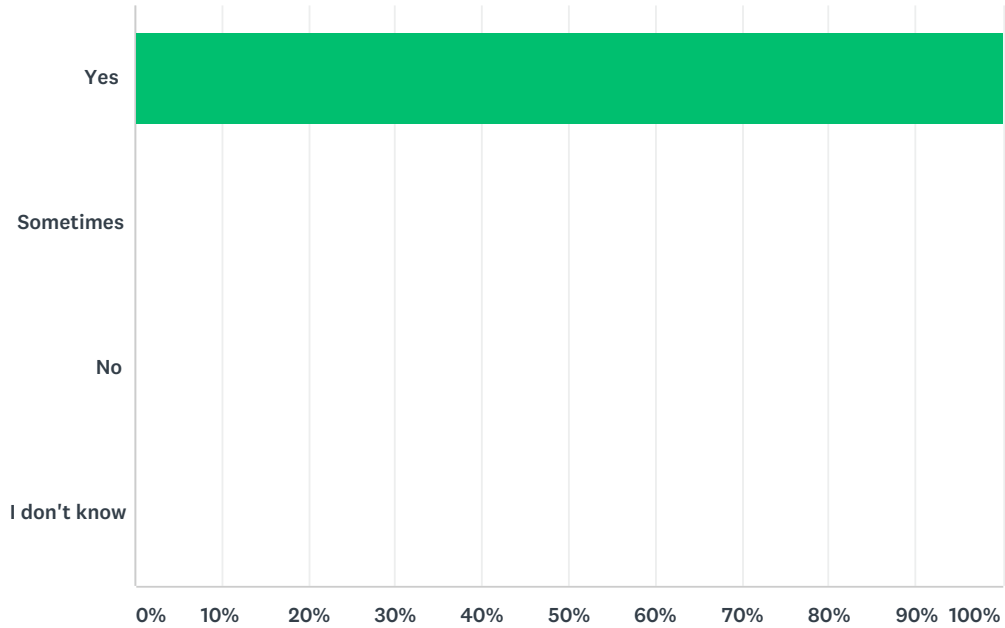


ANSWER CHOICES	RESPONSES
Yes	85.71% 6
Sometimes	0.00% 0
No	14.29% 1
I don't know	0.00% 0
TOTAL	7

#	COMMENTS	DATE
	There are no responses.	

Q17 16. Do you have hopes and dreams for the future?

Answered: 7 Skipped: 0

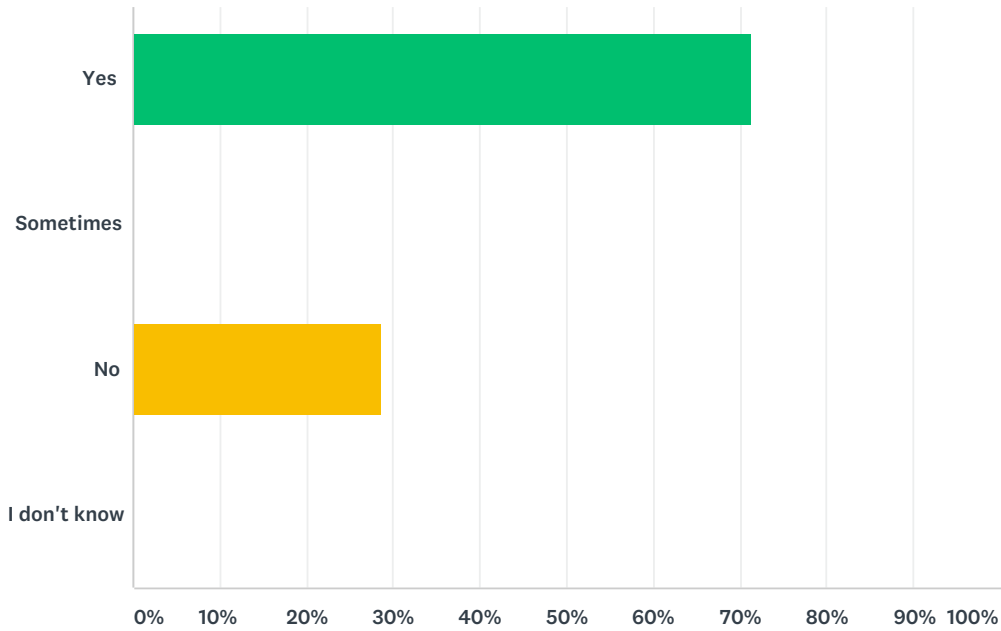


ANSWER CHOICES	RESPONSES	
Yes	100.00%	7
Sometimes	0.00%	0
No	0.00%	0
I don't know	0.00%	0
TOTAL		7

#	COMMENTS	DATE
	There are no responses.	

Q18 17. Do you think there is enough for you to do here when you are not in school?

Answered: 7 Skipped: 0

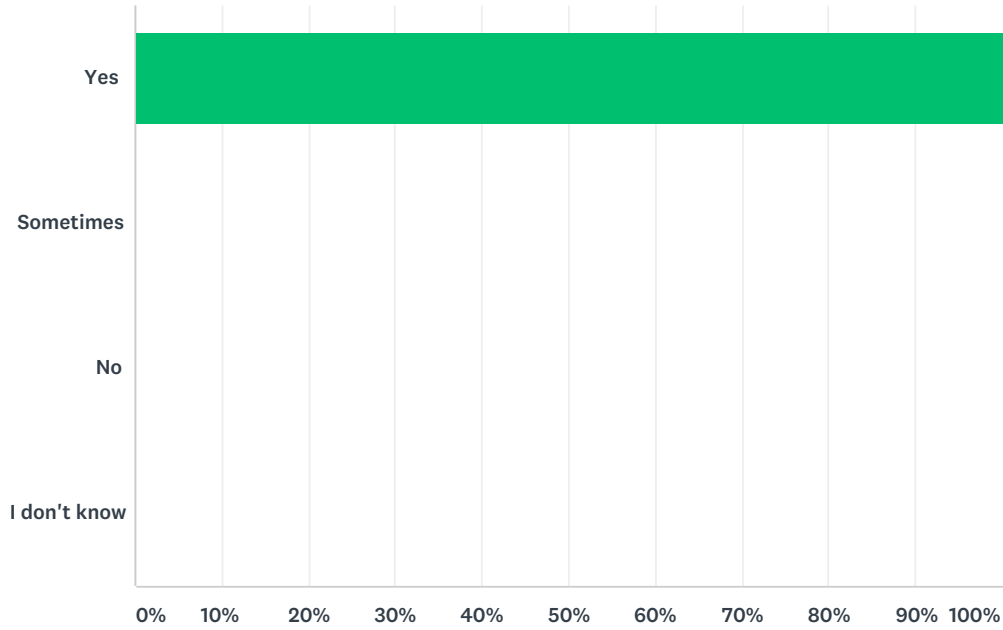


ANSWER CHOICES	RESPONSES
Yes	71.43% 5
Sometimes	0.00% 0
No	28.57% 2
I don't know	0.00% 0
TOTAL	7

#	COMMENTS	DATE
	There are no responses.	

Q19 18. Do you get to do fun things here at HYFS?

Answered: 7 Skipped: 0

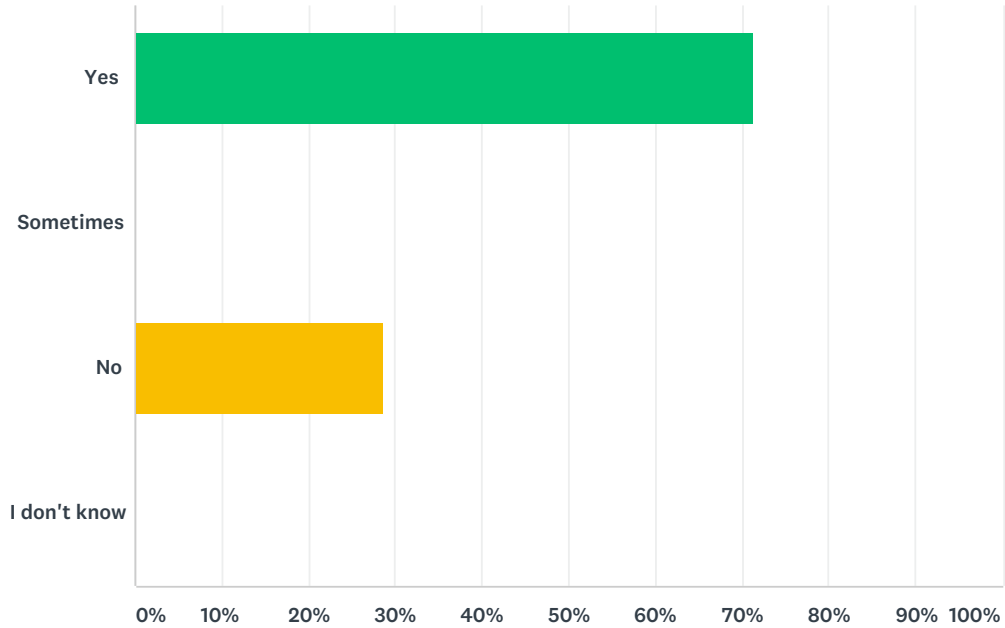


ANSWER CHOICES	RESPONSES
Yes	100.00% 7
Sometimes	0.00% 0
No	0.00% 0
I don't know	0.00% 0
TOTAL	7

#	COMMENTS	DATE
	There are no responses.	

Q20 19. Overall, do you like being here?

Answered: 7 Skipped: 0



ANSWER CHOICES	RESPONSES
Yes	71.43% 5
Sometimes	0.00% 0
No	28.57% 2
I don't know	0.00% 0
TOTAL	7

#	COMMENTS	DATE
	There are no responses.	

Q21 20. What do you like best about living here?

Answered: 7 Skipped: 0

#	RESPONSES	DATE
1	Hard to say	11/21/2018 11:51 AM
2	Everything	11/16/2018 1:27 PM
3	Staff help a lot by teaching me how to live alone, learn transportation, talking to others, coping skills to control my anger.	11/16/2018 11:47 AM
4	Activities	11/16/2018 11:42 AM
5	Friends	11/16/2018 11:40 AM
6	Freedom	11/16/2018 11:37 AM
7	You do fun things here	11/16/2018 11:35 AM

Q22 21. What do you think should be changed?

Answered: 7 Skipped: 0

#	RESPONSES	DATE
1	Nothing	11/21/2018 11:51 AM
2	Get to go out more in the community.	11/16/2018 1:27 PM
3	I want to live with my Aunt.	11/16/2018 11:47 AM
4	Rules	11/16/2018 11:42 AM
5	Nothing	11/16/2018 11:40 AM
6	Nothing	11/16/2018 11:37 AM
7	Rules	11/16/2018 11:35 AM